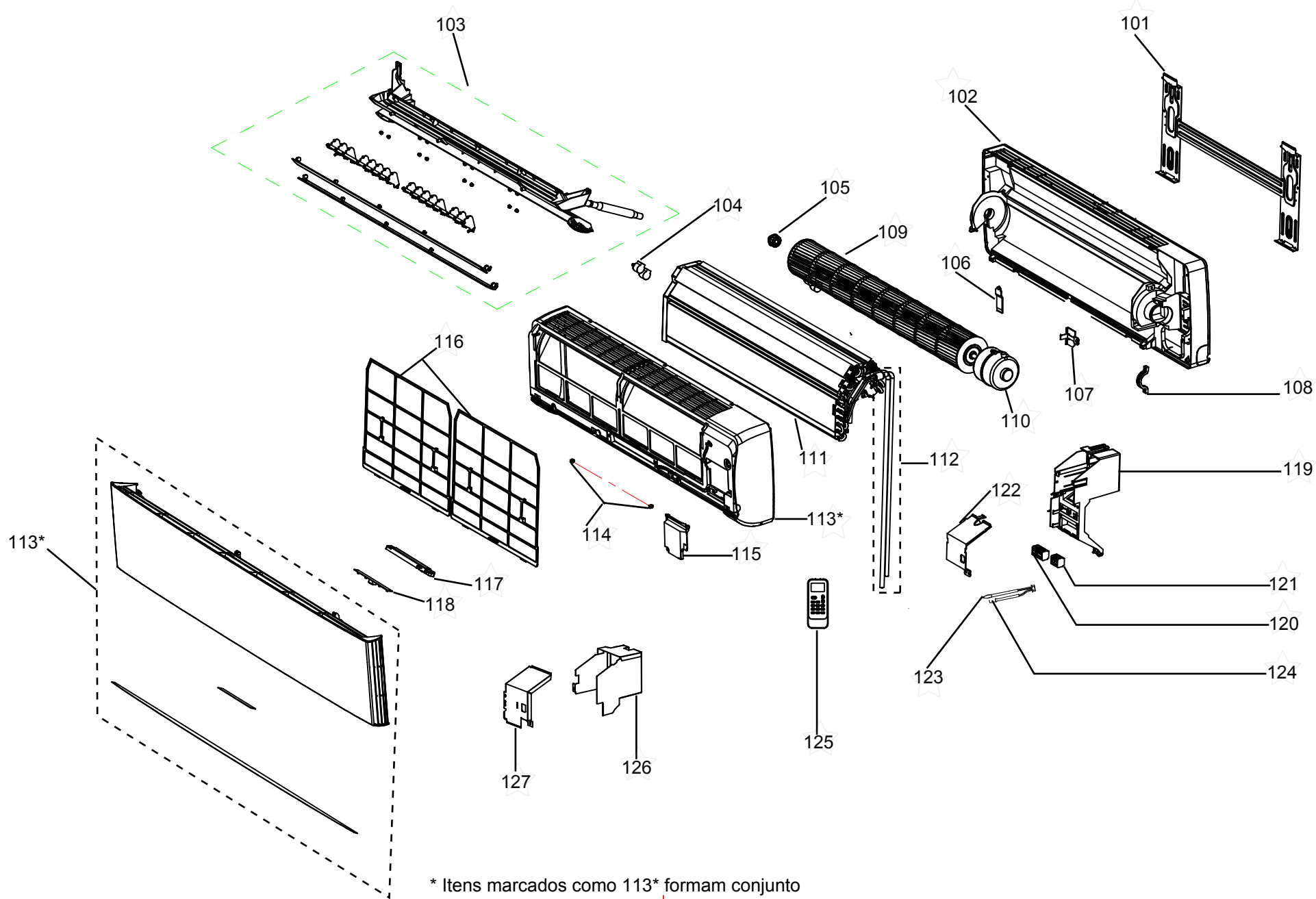




CATÁLOGO DE PEÇAS






CONDICIONADOR DE AR SPLIT CBF22CB e CBJ22CB



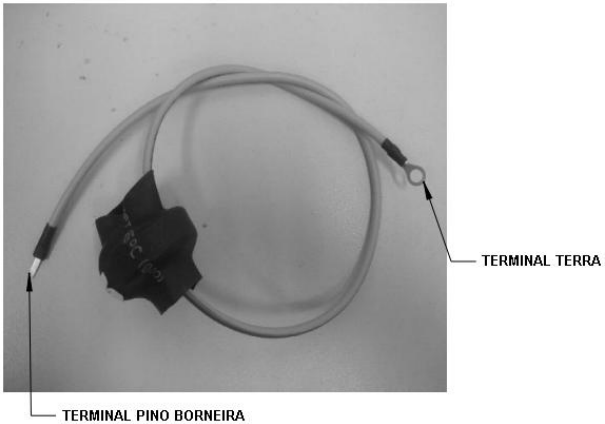


Revisão	Motivo	Páginas Alteradas	Elaborado Por	Data
00	Lançamento	Todas	Susy Dirani	23/05/13















Informações complementares


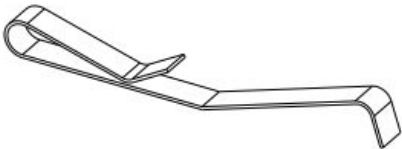

Ref.	Código	Descrição/ Observação	Foto/ Referência
123	W10501052	Sensor de Temperatura Comprimento total: 430mm	 A black cable with a sensor head at one end. A dimension line indicates a length of 50mm for the sensor head.
124	W10501053	Sensor de Temperatura Comprimento total: 450mm	 A black cable with a sensor head at one end. A dimension line indicates a length of 30mm for the sensor head.
128	W10275439	TAMPA PARAFUSOS UNID. INTERNA GW – 13382	 A white plastic cover with two screws on top.
129	W10501072	Filtro de Ar (filtro de carbono)	 A rectangular black carbon filter. A dimension line on the left indicates a height of 59mm.
130	W10322320	Filtro HEPA	 A rectangular white HEPA filter with a pleated surface.
131	W10324357	Suporte do filtro	 A white plastic frame with four rectangular compartments for filters.

132	W10524924	Placa Eletrônica Aplicada ao modelo CBJ22CB	
132	W10524928	Placa Eletrônica Aplicada ao modelo CBF22CB	
133	W10524598	Placa de Potência 22k	
134	W10174939	Peça metálica 1	
135	W10402915	Presilha da Fiação - 1248767	

136	W10175059	Presilha da Fiação 1	
137	W10501071	Suporte Sensor	
138	W10503532	Fio Conexão	
139	W10501608	Fio Conexão Comprimento total: 269mm	
140	W10524010	Fio conexão Comprimento total: 355mm	
999	W10501051	Saco Plástico	Embalagem do controle remoto

REF	IMAGEM/DESENHO	DESCRIÇÃO
141		<p>EMBALAGEM SACO PLASTICO DO CONTROLE REMOTO</p>
142		<p>CALCO EPS DIR</p>
143		<p>CALCO EPS ESQ</p>
144		<p>CLIFE</p>
145		<p>CORDAO DE ALIMENTACAO 16A 3P BRANCO</p>

146		GAXETA EMB DA TUBULACAO UNIT
147		PORCA 3/8
148		PORCA
149		EMBALAGEM PAPELAO ONDULADO
150		EMBALAGEM SACO PLASTICO
151		MANUAL DE INSTRUCAO Kit
152		AVISO DE CHOQUE ELETRICO

153		TUBO DE SUCCAO
154		PRESILHA DO TERMISTOR - 1301100
155		ETIQUETA CONS. ENERGIA CBF22C 220V